



St Joseph's RC High School
Ysgol Uwchradd Gatholig Josef Sant

"Promise you'll always remember;
you are braver than you believe
stronger than you seem and smarter
than you think." A.A. Milne

Year 11 Revision Planner 2025

NAME

FORM

For our pupils...

"What you have learned
and received and heard
and seen in me - practise
these things, and the God
of peace will be with you."

Philippians 4:9

This booklet is for students and parents and is designed to give you the information and skills needed to revise successfully and do as well as possible in your summer exams. How can this booklet help? Using this booklet will:

- Give you some ideas on how best to revise.
- Help you plan and make the most of your time.
- Boost your confidence.

Remember, everyone at St Joseph's RC High School is here to help. If you have any questions, or just need someone to talk to reach out and let us know.



St Joseph's RC High School
Ysgol Uwchradd Gatholig Josef Sant

ONLINE: CLICK A PAGE TO SCROLL DIRECTLY

Contents

TOP REVISION TIPS	4
HOW TO REVIEW.....	6
RETRIEVAL PRACTICE	8
SPACED PRACTICE.....	10
DEALING WITH EXAM STRESS.....	12
PLANNING YOUR REVISION	16
SUBJECT SPECIFIC REVISION GUIDES	20
BIOLOGY	22
BUSINESS	24
CHEMISTRY	28
COMPUTER SCIENCE	30
DRAMA	34
ENGLISH LANGUAGE	38
GEOGRAPHY	42
HEALTH & SOCIAL CARE / CHILDCARE	45
HISTORY	48
INTERNATIONAL LANGUAGES	53
MATHEMATICS	57
MEDIA STUDIES	60
MUSIC	63
PHYSICAL EDUCATION	66
PHYSICS	68
PRODUCT DESIGN	70
RELIGIOUS EDUCATION	73
RETAIL	77
SCIENCE - APPLIED.....	80
SKILLS & WELSH BACCALAUREATE	82
SOCIOLOGY	84
WELSH	86

top tips

REVISION



1

START AS EARLY AS YOU CAN

Cramming at the last minute is stressful and has limited success.



2

MAKE A PLAN

Work out how much time you have and how long you can spend on each subject.



3

CREATE A STUDY SPACE

Find a quiet spot away from distractions and keep your things all in one place.



4

MIX IT UP

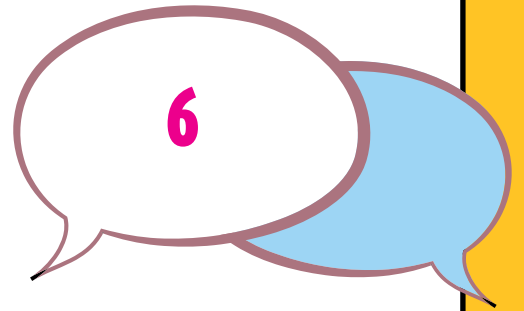
Use a mixture of revision for best results. Ask your subject teachers what works best in their subject.



5

TAKE REGULAR BREAKS

It is possible to work too hard, make sure to take regular breaks.



6

REVISE WITH A FRIEND

Talking through what you've learned can help information stick.



7

USE PAST PAPERS

These are a great way to get used to exam format and testing what you have learnt.

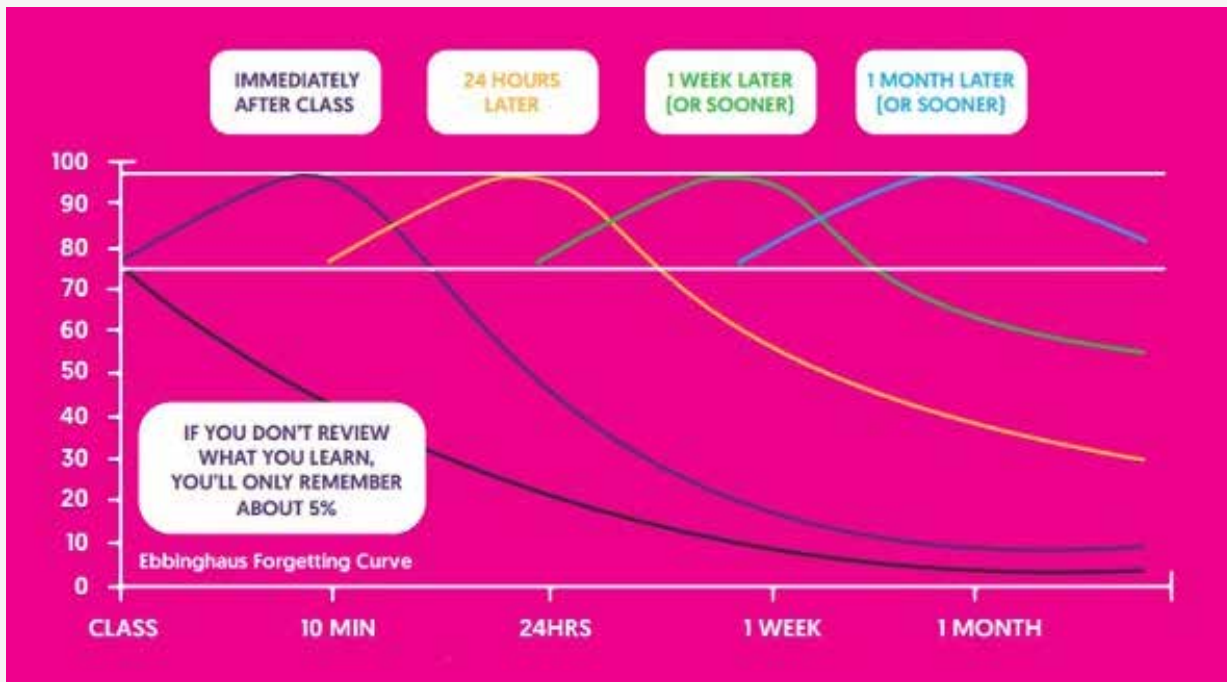
8

EAT HEALTHY

Certain foods boost your brainpower and will help you remember more.



You'll forget this in 24 hours!



Did you know that you forget 80% of what you learn in the first 24 hours? That is why cramming for exams doesn't work.

It is proven that by reviewing what you've learnt at regular intervals, you can reduce how much you forget to just 10%.

Review your work four times within a month and you'll remember nearly 100%

How to review...

Vary your activities to maximise your memory's power

A

**IMMEDIATELY
AFTER CLASS**

MIND MAPPING

Look through your class notes and write down all the key words. Now from memory, fill in as much information as you can remember.

B

**FOUR HOURS
LATER**

REVIEW MAPS

Cover your mind map and see how much you can remember. Highlight the information you couldn't remember and revise it.

C

**ONE WEEK
LATER**

MEMORY CARDS

With a friend, create your own question cards with answers on the reverse and then test each other's knowledge.

D

**ONE MONTH
LATER**

PAST PAPERS

Revise from your mind maps and memory cards and then practice past paper questions to make sure you understand the context.

Retrieval

PRACTICE

Retrieval practice is the act of recalling information without having it in front of you. Research shows this is far more effective than reading and re-reading.

Combine retrieval practice with spaced revision for best results. Self-test during a number of revision sessions until you can accurately recall the target information from memory.

Mind Mapping:
After class

Write down everything you know about a topic straight after class.

Review your Maps:
A few hours later

Cover your mind map and see how much you can remember. Highlight any information you couldn't remember and revise it again.

Memory Cards:
Next revision session

Create memory cards with answers on the back and test your knowledge. Repeat every few sessions.

Spaced

PRACTICE

Spaced practice is the theory that short, sharp bursts of learning are more effective than cramming just before the exam.

In recent years cognitive psychologists have been comparing retrieval practice with other methods of studying. What they have found is that nothing cements long-term learning as powerfully as retrieval practice.

Write it down

Try writing down everything you know about a topic. Then go back and check to see what you have missed.

Partner up

Get together with a friend and write down everything you can remember about a topic. Compare notes and see what's missing.

Flash cards

Make some flashcards and then try recalling the information on them.

'Space out' your practise

Retrieval practice is even more effective if it's done in short bursts over time rather than in a single long session. The struggle involved trying to recall information strengthens your long-term learning.

Don't give up


It may feel hard at first but the more times you practise recalling the more information you will be able to bring to mind. It will get easier each time!

Flash cards

Create flash cards to help fill the gaps in your knowledge to help you remember more next time. Simply pick a topic write a question on one side and then answer and notes on the other. Try the question before flipping the card to see if you got it right. If not, use your book and notes to revise.






Dealing

WITH EXAM STRESS



Tips and advice on dealing with exam stress...

To determine where to focus your time, look at each element of the course and rank them according to your level of confidence:

-  I need help with this (make an appointment to see your teacher).
-  I need to learn this as I don't remember it all.
-  I remember doing this but I need to revise it.
-  I know the content on this but I need to practise exam questions.
-  I am exam ready!

Create a diary of when and where you are going to revise the topics you still need to learn. Don't forget to leave breaks between reviewing (a day, a week, a month), so you build up the memory over a period of time.



BELIEVE IN YOURSELF

If you work hard and stay focused with positive energy, stress will be reduced. Believe in yourself and have the confidence to succeed.



GET ORGANISED

You'll feel more confident and in control if you make a list of everything you need to study and create a schedule.




MAKE SLEEP A PRIORITY

Without getting the proper rest it will be even harder to retain information. A good sleep of between 7-9 hours every night helps you have a relaxed and well-rested mind and body.



OVERCOME PROBLEMS

If you find you don't understand some of your material, getting stressed out won't help. Instead, take action to address the problem directly by seeing your teacher or revising on GCSEPod.





EXERCISE

A healthy body = a healthy mind. Encourage your child to do at least 20 minutes of physical activity a day to help improve their focus and keep them relaxed.



EAT RIGHT

Ensure your child is eating three healthy meals a day and limit their caffeine and sugar intake. Power foods for your brain include blueberries, salmon and nuts!




TALK ABOUT YOUR NERVES

Nervousness is a natural reaction to exams but bottling it up will only make it worse. Talk to your child about how they're feeling, it will help them to relieve any stress and worrying they maybe experiencing.



KEEP THINGS IN PERSPECTIVE

Exams will seem like the most crucial thing, but in the grander scheme of things it's only a small part. Remind your child of this and tell them, they can only do their best and that's enough!



Revision

TIMETABLES

PLANNING YOUR REVISION:

By now you should be aiming to revise a minimum of **THREE** subjects per day, and checking your revision notes with your teachers where possible.

Ensure through the week you revise all subjects equally and regularly.

Plan out what you will revise before you start, bullet point it and show your teacher the evidence of what you have achieved.

If you attend a subject specific revision session, beyond your normal lessons, then include this in your revision plan.

	Subject Revision No1	Topics to cover	Subject Revision No2	Topics to cover	Subject Revision No3	Topics to cover
MON		•		•		•
		•		•		•
		•		•		•
TUES		•		•		•
		•		•		•
		•		•		•
WED		•		•		•
		•		•		•
		•		•		•
THURS		•		•		•
		•		•		•
		•		•		•
FRI		•		•		•
		•		•		•
		•		•		•
SAT		•		•		•
		•		•		•
		•		•		•
SUN		•		•		•
		•		•		•
		•		•		•

Staff/parent/carers signature:						
Monday	Tuesday	Wednesday	Thursday	Friday	Saturday	Sunday

	Mon	Tues	Wed	Thurs	Fri	Sat	Sun
9.00							
10.00							
11.00							
12.00							
13.00							
14.00							
15.00							
16.00							
17.00							
18.00							

Taking breaks is widely acknowledged to help increase the long-term efficiency of your revision. After a certain point, your brain simply starts wandering off, and if you're thinking about other stuff, there's no point in pretending to learn! When that happens it's time to take a break. A general guide would be:

- 20-30 minutes of revising should be rewarded with a 5-minute break.
- 30-60 minutes of revision can be awarded a 10-15-minute break.
- Generally, revising for more than 60 minutes at a time reduces the efficiency of your revision. So split your revision in to chunks to make it as effective as possible.

Revision

SUBJECT SPECIFIC GUIDANCE

Year 11

Subject Specific Revision Guidance

The following pages are full of helpful hints and techniques for revising for your different GCSE subjects.

Many of the skills will work across your subjects, so when you find a technique that works for you try it out in other subjects too!

Remember the more active you make your revision the more effective it will be.

Biology

A

REVISION TECHNIQUES

- Do lots of practice papers and questions to run-through time management.
- Create a set of flashcards for each topic to use for testing and improving memory.
- Big sheets.
- Class notes, revision booklet and google classroom.

C

UNITS OF WORK

- Classification and biodiversity.
- Cell division and stem cells.
- DNA and inheritance.
- Variation and evolution.
- Response and regulation.
- Disease, defence and treatment.

TRIPLE ONLY:

- Kidneys and homeostasis.
- Micro-organisms and their applications.

Biology

B

GCSE EXAM DATES

Tues 13th May

Afternoon

U2 TRIPLE - 1 hour 45 minutes

U2 DOUBLE - 1 hour 15 minutes

Mon 9th June

Morning

U1 TRIPLE - 1 hour 45 minutes

U1 DOUBLE - 1 hour 15 minutes

D

USEFUL WEBSITES

[WJEC Past Papers](#)

[WJEC Resources](#)

[WJEC Home Questions](#)

[BBC Bitesize](#)

Business

Business



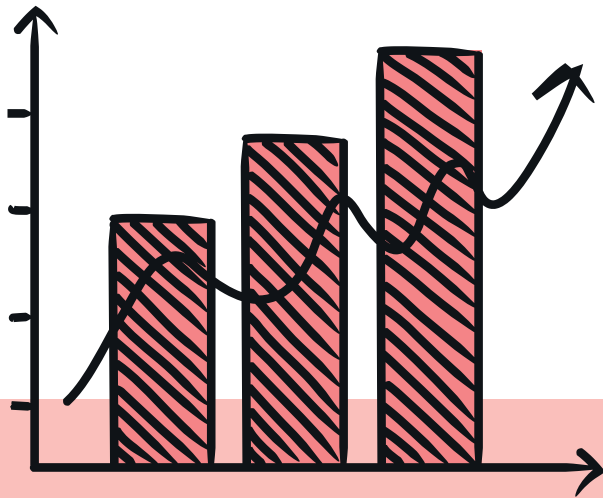
A



REVISION TECHNIQUES

- **Big sheets** and class notes - see google classroom and book.
- **Past papers.** Past papers are the most effective way to revise for Business. You can find these on our google classroom. We have included some mark schemes here so you can check your answers. Don't forget to practice Eduqas papers too. These are the English board equivalent but the style of questions are the same.
- **Mind Maps.** Mind maps allow you to organise information better visually, through the use of branches and sub-branches. Many topics in Business are inter related.
- **Case studies.** All business questions are centered around a case study so you'll need practice with inference skills and learning how to problem solve.
- **Application skills** are essential in answering examination questions. Make sure you read the source, annotate this and use it in your answer.
- WJEC online exam review - type in a topic area you want to revise and it will generate examination questions for you. <https://oer.wjec.co.uk/Default.aspx>
- WJEC **digital resources** including interactive blended learning activities specific to GCSE Business. There is also a WJEC booklet for every unit on our google classroom. <https://resources.wjec.co.uk/Pages/ResourceByArgs.aspx?subId=4&lvlId=2>
- **Quantitative skills.** 20% of your marks in the qualification will come from quantitative skills. <https://resources.wjec.co.uk/Pages/ResourceSingle.aspx?rId=2326>
- Glossary of key terms for Business. <https://resources.wjec.co.uk/Pages/ResourceSingle.aspx?rId=2672>

Business continued



C

UNITS OF WORK

- Nature of business; providing goods and services; enterprise; aims and objectives; ownership; growth; location.
- Technology; ethical; environmental; economic; globalisation; legislation.
- Production; quality; supply chain; sales process.
- Sources of finance; revenue & costs; profit & loss; cash flow; financial performance.
- Identifying customer needs; market research; marketing mix.
- Recruitment; training; motivation; organisational structure.

B

GCSE EXAM DATES

Fri 9th May

U1 Afternoon - 2 hours

Fri 16th May

U2 Afternoon - 1 hour 30 minutes

D

USEFUL WEBSITES

[WJEC Business digital resources](#)

[Business Bitesize](#)


[Tutor2u](#)

[Business case studies](#)

[Financial Times case studies](#)

[BBC business news](#)

[SJHS Business Revision](#)



Chemistry

A

REVISION TECHNIQUES

- Do lots of practice papers and questions to run-through time management.
- Create a set of flashcards for each topic to use for testing and improving memory.
- Big sheets.
- Class notes (see class booklet and google classroom).

C

UNITS OF WORK

- Bonding, structure and properties.
- Acids, Bases and Salts.
- Metals and their extraction
- Energy in reactions.
- Crude oil, fuels and organic chemistry.
- Reversible reactions (Triple Science only).

CHEMISTRY

B

GCSE EXAM DATES

Mon 19th May

Morning

U2 TRIPLE - 1 hour 45 minutes

U2 DOUBLE - 1 hour 15 minutes

Fri 13th June

Morning

U1 TRIPLE - 1 hour 45 minutes

U1 DOUBLE - 1 hour 15 minutes

D

USEFUL WEBSITES

[WJEC Past Papers](#)

[WJEC Resources](#)

[SJHS Chemistry Revision](#)

Computer Science

Computer Science

A

REVISION TECHNIQUES

- Use your flash cards alongside the Leitner system of recall/revision. <https://www.youtube.com/watch?v=C20EvKtdJwQ>
- Use your Carousel learning account to review past quizzes and develop your own quizzes (study packs) on the topics you want to focus on. <https://www.youtube.com/watch?v=o2HV4zRLb-w&t=2sv> and <https://www.youtube.com/watch?v=fgPvsMq3IVo>
- Use [CSNewbs.com](https://www.csnewbs.com)
- Use MrBrownCS video playlist on YouTube.com <https://www.youtube.com/playlist?list=PL04uZ7242M6tnNjzbxchXcfyMpwfKn0F>
- Develop your own questions rather than focusing on past paper ones.

B

GCSE EXAM DATES

Mon 12th May

UNIT 1

Afternoon - 1 hour 45 minutes

Tues 20th May

UNIT 2

Afternoon - 2 hours



Computers continued

C

UNITS OF WORK

- Security and data management
 - Data security
 - Data management
 - Network security
 - Cybersecurity
- Ethical, legal and environmental impacts of digital technology on wider society
 - Environmental issues
- Hardware
 - Architecture
 - Input/output
 - Storage requirements
 - Other hardware components
- Logical operations
 - Logical operators
 - Boolean logic
- Communication
 - Networks
- Organisation and structure of data
 - Representation of numbers
 - Representation of graphics and sound
 - Data types
 - Data structures
 - Data validation and verification
- Program construction
 - Compilers, interpreters and assemblers


D

USEFUL WEBSITES

[SJHS Computers Science Revision](#)

[WJEC Computer Science Resources](#)





Drama

Drama

A

REVISION TECHNIQUES

The play 'Face' follows the journey of the main character, Martin, after he suffered a terrible car accident. It's set in a varied and multi-cultural area of London. Initially, Martin isn't someone who follows societal rules, but gradually his horrific experience changes him considerably as a person, along with his attitude towards life. The novel was adapted into a play in 2008 and it's an exciting and powerful piece of theatre, full of lively dialogue and relevant contemporary themes.

- Hot seating.
- Thought tracking.
- In character writing.
- Still image/freeze frame.
- Marking the moment.

B

UNITS OF WORK

You will need to concentrate on the following:

- **The historical period** and the theatrical conventions of the period.
- **The style** of the play.
- **Characters.** Interpretation, motivation, vocal aspects, movement and interaction, their use of the acting space, their use of props and set, their costume, make-up and hair and the relationship between the actors and the audience.
- **Staging.** The effect of the production on different stages e.g. Thrust, Proscenium, Theatre in the Round and Traverse.
- **Design.** The set and props, costumes, make-up and hair, lighting and sound.

Drama continued

C

UNITS OF WORK 3A SET TEXT : FACE

Ideas for Question 5 in the examination paper - (15 marks).

1. With reference to a key extract of the play, how would a designer choose to use lighting and sound to communicate the mood to an audience?

In your answer, refer to the following:

- the mood of the extract
- your ideas regarding lighting
- your ideas regarding sound.

State the reasons for your choices.

2. With reference to a key extract of the play, explain how you would communicate the role of any one of the characters to the audience.

In your answer, refer to the following:

- character motivation
- voice
- movement
- interaction.

State the reasons for your choices.

UNITS OF WORK 3B

With reference from a **live theatre performance** you have seen this year.

Analysis two key moments where an actor clearly **communicated their relationship** to an audience.

In your answer refer to:

- the acting style
- actors' movements
- actors' gestures and posture
- actors' facial expressions [15]

State the reasons for your choices.

Analyse and evaluate the use of lighting in two moments to communicate meaning to the audience.

In your answer refer to:

- production style
- how lighting was used to create atmosphere and communicate meaning
- your response to the lighting as a member of the audience [15]

State the reasons for your choices.

Drama continued

D

USEFUL WEBSITES

[WJEC Drama Revision Guide](#)

[wjec-gcse-drama-acting.pdf](#)

[WJEC GCSE Drama Teacher guide](#)

E

GCSE EXAM DATES

Fri 9th May

UNIT 3

Morning - 1 hour 45 minutes

English

English

B

GCSE EXAM DATES

Fri 23rd May

UNIT 2 Morning - 2 hours

Fri 6th June

UNIT 3 Morning - 2 hours

A

REVISION TECHNIQUES

- Use GAPLIST to plan:
 - Genre
 - Audience
 - Purpose
 - Language
 - Information
 - Structure
 - Tone.
- Write 'FAT' paragraphs. Fat and Thorough – topic sentence plus 5 sentences.
- Use a range of different sentence types.
- Use a range of ambitious vocabulary.
- Include your ASTERIODS techniques:
 - Alliteration
 - Statistics and facts
 - Triples
 - Emotive language and exaggeration
 - Rhetorical questions
 - Opinions
 - Imperatives
 - Direct address
 - Superlatives.
- Use stylish sentences.
- Use Band 5 punctuation.
- Use Strive for Five to proof read your work.

English continued



C |

UNIT 2 & UNIT 3 SECTION A

Section A: Reading

On both exams, spend 1 hour on Section A: answer **all** the questions

Summary	Use bullet points
	Use your own words - no quotations!
What impressions	Quotation + explanation
How does the writer show	Quotation + explanation
How does the writer persuade	Quotation + explanation + writer's craft
	Use the key word from the question in each explanation
	Comment on the how the language and techniques persuade the reader
Synthesis	Quotation + explanation
	Keep the texts separate (use subheadings to organise your answer)
Comparison	Step 1: quotation + explanation for Text A
	Step 2: quotation + explanation for Text B with specific links to Text A.



USEFUL WEBSITES

[WJEC English Resources](#)

[SJHS English Revision](#)

Google Classroom Code
glqlm3v

UNIT 2 & UNIT 3 SECTION B

Section B: Writing On both exams, spend 1 hour on Section B

Unit 2 - 1 hour	Unit 3 - 1 hour
Choice of 3 tasks: CHOOSE ONE	There are 2 tasks: DO BOTH
<p>There will be a choice of:</p> <ul style="list-style-type: none"> • Exposition - write an essay where you give your opinion on a topic. <i>(This is the task we advise you complete).</i> • Description - describe a snapshot of a scene focusing on the setting, people and the atmosphere. <i>(We drop shift zoom to organise your writing).</i> • Narration - write an account of an event focusing on setting, people and atmosphere. <i>(You will also complete an editing section where you will proofread writing).</i> 	<p>There could be:</p> <ul style="list-style-type: none"> • Formal letter (2 addresses). • Informal letter (Just your address). • Speech. • Talk. • Article. • Review. • Report. • Leaflet. • Guide.

Geography

Geography

A

REVISION TECHNIQUES

In order to achieve your potential in GCSE Geography you need to get the preparation right.

Understand the assessment

- How many papers will you take?
Check the front cover.
- What will be tested on each one?
Check the front cover.
- If there is choice, which questions should you be answering?

Check the front cover!!!!

Know the work

- Make sure you understand the work – use books and ask your teacher if you don't.
- Revise thoroughly so you know the work before you go into the examination.
- To achieve the top grades, you must know and use the details of case studies/actual examples.

B

GCSE EXAM DATES

Tues 13th May

U1 Morning - 1 hr 30 minutes

Fri 6th June

U2 Afternoon - 1 hr 30 minutes

C

USEFUL WEBSITES

[WJEC Geography Resources](#)

[SJHS Geography Revision](#)

Geography

continued



UNITS OF WORK

Paper 1 Changing Physical and Human Landscapes

- Section A: Theme 1 - Landscapes and Physical Processes.
- Section A: Theme 2 - Rural Urban Links.
- Section B: Theme 4 - Coastal Hazards and their Management.

Paper 2 Environmental and Development Issues

- Section A: Theme 5 - Weather Climate and Ecosystems.
- Section A: Theme 6 - Development and Resource Issues.
- Section B: Theme 7 - Social Development Issues.

Command word	Definition
Identify/Name/State/Give	A short sentence or word is enough
List	Identify a number of features
Complete	Finish a graph/map/cross-section/paragraph/sentence
Describe	Give a written account of the distinctive features – no explanation
Define	Precise meaning of a term needed –usually 1 or 2 marks
Shade	Use pencil or coloured pencils to highlight part of a graph/diagram
Draw	Make a sketch – you are often asked to label at the same time
Mark	Show a particular point clearly by placing an arrow/line/mark, etc
Label	Add names or details to a map/diagram/graph
Annotate	Add notes of explanation to a diagram/map – more than just a label
Explain/Give reasons for/ Suggest reasons why/ Account for	Say why something occurs – often the formation of physical features
Compare	Direct comparison of similarities and differences between two sets of information or places – not two separate accounts
Comment on	Give your own views about the information
Calculate	Work out a numerical answer
With reference to/Illustrate your answer with	Usually needs case study info or examples or reference to a map/diagram



Health & Social
Care, & Childcare

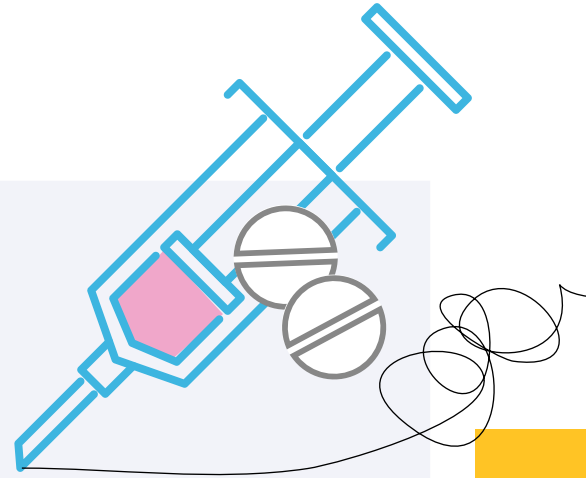
Health and Social Care, and Childcare

A

REVISION TECHNIQUES

- Create flashcards to use for testing and improving memory. They should be two-sided with key words or questions on one side and the information key word or answer to the question on the other side.
- Do lots of practice papers and questions to run-through time management. We will be doing lots of these in our mini assessments.
- Know the success criteria for each type of question - these are in your knowledge organisers.
- Use your revision list of units one to make sure you understand the content of each area.
- Use your big sheets as a summary of each topic.
- Check back on all your lessons on google classroom.
- A revision PDF is available on google classroom for you to view.

B



GCSE EXAM DATES

Mon 2nd June

Afternoon **UNIT 1** 1 hour 30 minutes

Mon 9th June

Afternoon **UNIT 3** 1 hour 30 minutes

D

USEFUL WEBSITES

[Health Care Learning Wales](#)



C

UNITS OF WORK

UNIT 1 Human growth, development and well-being

Exam 40%

- Human development across the life cycle
- Physical, social, emotional and intellectual health
- The importance of active participation on development and well-being
- Early intervention and prevention to promote and support growth, development and well-being for a range of conditions and circumstances

UNIT 2 Promoting and maintaining health and well-being


NEA 60 %

TASK 1:

Provision of Services 40%

TASK 2:

Health Care promotion 60%



History

History



UNITS OF WORK

Unit 1 – Depression, War and Recovery, 1930-51:

- Causes of the Depression.
- Life during the Depression.
- Coming of War.
- Life during wartime.
- Keeping up morale.
- Life after the War.
- Recovery after 1945.

Unit 2 – America: A Nation of Contrasts, 1910-29:

- Immigration.
- Race and religion.
- Crime and corruption.
- Economic boom.
- End of prosperity.
- Popular Entertainment.
- Changing role of women.

GCSE EXAM DATES

Fri 16th May
Morning **UNIT 1** - 1 hour

Thurs 5th June
Morning **UNIT 2** - 1 hour

Tues 10th June
Afternoon **UNIT 3** - 1 hour

C

USEFUL WEBSITES

[WJEC History Resources](#)

[SJHS History Revision](#)

History continued

REVISION TECHNIQUES

UNIT 1: Depression, War and Recovery, 1930-51:

Question 1: What can be learnt from source A and B about...? [4]

- State 2 things you can learn from source A about the key feature.
- State 2 things you can learn from source B about the key feature.
- You must mention the source you are discussing.

Question 2: To what extent does this source accurately explain the outcomes of the Hunger Marches in Britain? [6]

- Content - Discuss the content of the source. Add own knowledge to test accuracy of the content of the source.
- Origin - Consider the origin to identify strengths and weaknesses - WHO wrote it? WHEN? WHY was it written? WHAT type of source is it? How does this impact on the accuracy? Does it consider the whole picture?

- Conclusion – Reach a judgement on the accuracy of the source for explaining the key feature.

Question 3: Why was... significant? [12]

- Use your own knowledge to place the question into context.
- Explain what was happening at that time.
- Give 3 explained reasons why the key feature is significant. (PEE - Point, Example, Explain).


Question 4: Make connections between THREE of the following: [12]

- Outline the main connection between your three chosen features.
- Make connections between each of your chosen features.
- Conclude with a main connection between the three chosen features.
- Use at least one sentence of own knowledge for each chosen feature.

Question 5: How far do you agree with this interpretation of...? [19]

- Outline - Outline the interpretation given in the extract.
- Content – Discuss the content and link it to your own knowledge.
- Origin - How does the origin impact on reliability and accuracy? Who? When? Why? Why have they reached this interpretation?
- Counter-arguments - Identify other interpretations. Why do some interpretations differ?
- Conclusion - Provide a judgment on the question? Do you agree? Why? Discuss how and why interpretations differ.

History continued



D2

REVISION TECHNIQUES

UNIT 3: Crime and Punishment in Britain, 1500 - present day:

Question 1: Use source A and your own knowledge to describe... [6]

- Use the source to describe the key feature (2 things).
- Use own knowledge to show understanding of the source for context.
- Add 2 developed points of own knowledge about the source.

Question 2: Similarity and difference (4)

- Identify one similarity (*mention the sources*).
- Identify one difference (*mention the sources*).

Question 3/4: Describe... (6)

- You need to identify and describe three key features.
- Only include information that is directly relevant.
- Be specific.

Question 5: Explain why... (12)

- Give three explained reasons for your answer.
- Make a point, give an example and explain this (*This is important because...*).

Question 6: Why was... significant.../How significant was... (12)

- You should aim to give three explained reasons why the key feature is significant.
- Try to use specific details such as names, dates, events, developments and consequences.
- You must provide a judgement, evaluating the significance.

Question 7: To what extent was... / How successful was... / How important was... (16+4)

- You must answer the question by addressing the three historical eras (Tudor and Stuart Times/ Industrial Period/ Modern era).
- Make sure you address the question (*if the question asks for success, you must discuss this*).
- You must include a Welsh reference for each era.
- Conclude your answer with a reasoned and well-supported judgement.



International Languages

IL: Spanish

A



REVISION TECHNIQUES

- Revision techniques vary from person to person! This link gives some excellent advice to help you, whether you need to practise more grammar, or for the writing exam, please take a look.
- Useful language revision techniques.
- Quizlet / Tinycards – just 10 minutes a day can help you make so much progress!
- Duolingo – practising for a short amount of time a day keeps your brain refreshed on sentence structures, and how the words are pronounced.
- Physical flashcards – I learned better writing out my own flashcards, this is great if you're a more visual learner.
- Memorise GCSE Spanish.
- Memorise WJEC GCSE Spanish.
- Look, cover, write strategies.
- BBC Bitesize offers a wide range of resources to help practise and revise all skills.
- www.languagesonline.org.uk

B

GCSE EXAM DATES

Last week of April
(Speaking)

Tues 10th June
(Listening)

UNIT 2 (F/T) : 35 minutes

UNIT 2 (H/T) : 45 minutes

Tues 10th June
(Reading)

UNIT 3 (F/T) : 1 hour


UNIT 3 (H/T) : 1 hour 15 minutes

Tues 17th June
(Writing)

UNIT 4 (F/T) : 1 hour 15 minutes

UNIT 4 (H/T) : 1 hour 15 minutes

IL: Spanish continued



C


UNITS OF WORK



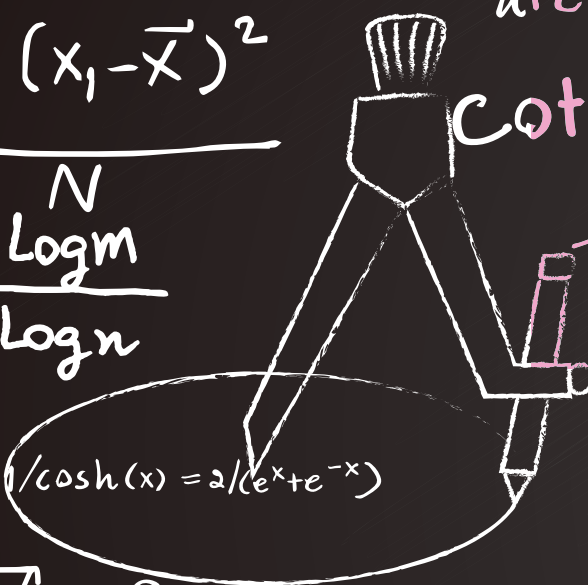
- Identity and culture:
 - Youth Culture.
 - Lifestyle.
 - Customs and Traditions.
- Wales and the World
 - areas of interest:
 - Home and Locality.
 - The Wider World.
 - Global Sustainability.
- Current and future study and employment:
 - Current Study.
 - Enterprise, Employability and Future Plans.

D

USEFUL WEBSITES

[WJEC Spanish Revision](#)



$= 2ab + b = (a+b)^2$
 $\bar{X} = \frac{\sum_{i=1}^N w_i X_i}{\sum_{i=1}^N w_i}$ $S^2 = \frac{\sum_{i=1}^N (X_i - \bar{X})^2}{N}$
 $\cos \frac{A}{2} = \pm \sqrt{\frac{1 + \cos A}{2}}$
 $x^2 - a^2 = (x+a)(x-a)$

 $\cosh^2(x) - \sinh^2(x) = 1$

 $\tanh^2(x) + \operatorname{sech}^2(x) = 1$
 $\csc(-x) = -\csc(x)$
 $\lim_{h \rightarrow 0} \frac{f(x_0 + h) - f(x_0)}{h}$
 $r_{n+1} = C_{n,r} a^{n-r} b^r$
 $\sinh(x) = \frac{e^x - e^{-x}}{2}$
 $X_{k+1} = (X_k + y/X_k)^{n-1}$
 $\arcsin(z) = \ln(z + \sqrt{z^2 + 1})$
 $\cot(-x) = -\cot(x)$
 $T_r = C_{n,r-1} a^{n-r+1} b^{r-1}$
 $C_{n,r} = \binom{n}{r} = \frac{n!}{(n-r)!r!}$
 $\operatorname{sech}(x) = 1/\cosh(x) = 2/(e^x + e^{-x})$

 $\text{Parallelogram} = bh$
 $x^2 + 2ax + a^2 = (x+a)^2$
 $m = \frac{\log m}{\log n}$
 $\left. \begin{matrix} q \\ P \rightarrow r \end{matrix} \right\} \left. \begin{matrix} 1 \text{ PV } q \\ 2 \text{ } \end{matrix} \right\} q$



Maths


Mathematics



A

REVISION TECHNIQUES

- Create flashcards to use for testing and improving memory. They should be two-sided with key words OR questions on one side and the information about the key word or answer on the other side.
- Do lots of practice papers and questions to run-through time management.
- Use the revision booklets you've been given to complete past exam questions. Use the QR codes to watch tutorial videos and padlet pages for model solutions.



B

GCSE NUMERACY EXAM DATES

Thurs 8th May

Morning

UNIT 1 (F/T) : 1 hour 30 minutes

UNIT 1 (I/T & H/T) : 1 hour 45 minutes

Wed 4th June

Morning

UNIT 2 (F/T) : 1 hour 30 minutes

UNIT 2 (I/T & H/T) : 1 hour 45 minutes

GCSE MATHEMATICS EXAM DATES

Thurs 15th May

Morning

UNIT 1 (F/T) : 1 hour 30 minutes

UNIT 1 (I/T & H/T) : 1 hour 45 minutes

Wed 11th June

Morning

UNIT 2 (F/T) : 1 hour 30 minutes

UNIT 2 (I/T & H/T) : 1 hour 45 minutes

Mathematics continued

C

UNITS OF WORK

- Number.
- Measure.
- Statistics.
- Algebra.
- Geometry.
- Probability.

D

EQUIPMENT

- Pen
- Pencil
- Ruler
- Compass
- Protractor
- Scientific Calculator

E

USEFUL WEBSITES

[Maths DIY](#)

[Revise GCSE Maths](#)

[WJEC Questionbank](#)

[Padlet - Intermediate Maths](#)

[Padlet - Higher Maths](#)

[Padlet - Intermediate Numeracy](#)

[Padlet - Higher Numeracy](#)

[Corbettmaths.com](#)

[WJEC Maths Resources](#)

[WJEC Numeracy Resources](#)

Media Studies

A

REVISION TECHNIQUES

- Resources on Google Classroom.
- Big Sheets on Google Classroom and on paper.
- License to skills sheets for higher tariff questions - in Book and on Google Classroom.
- Know each case study in terms of: media language; representation; audience and industry – you'll have to refer to examples.

C

UNITS OF WORK

Unit 1

- Section A: Representation in advertising; newspapers or video games covers/advertisements.
- Section B: The Music Industry.

Unit 2

(YOU ONLY ANSWER SECTION B)

- Section B: Contemporary Hollywood Film.

Media Studies

B

GCSE EXAM DATES

Wed 14th May

UNIT 1 Afternoon - 1 hr 30 minutes

Thurs 22nd May


UNIT 2 Afternoon - 1 hr 30 minutes

D

USEFUL WEBSITES

[WJEC Media Resources](#)

[SJHS Media Revision](#)





Music

Music

A

REVISION TECHNIQUES

- Please complete Focus on Sound Listening Tasks regularly to help you revise GCSE Listening topics and the Areas of Study on the exam in June 2022. Please log onto Focus on Sound using the following link: <https://portal.focusonsound.com/>
- Your username and password can be found on Google Classroom in the assignment named 'NEW focus on sound log ins'.
- Aim to complete revision activities weekly, and repeat activities if your score needs to improve.
- Revise exam techniques covered in music lessons, using our walk-through exam papers to improve your knowledge and understanding of how to achieve the highest marks.
- Please ensure that you complete all appraising and listening tasks Miss Doyle and Mr Green have set on Focus on Sound. Revision Activities have been set on Google Classroom as Assignments.

B

GCSE EXAM DATE

Mon 16th June

UNIT 3 Afternoon

1 hour (approximately)

C



USEFUL WEBSITES

[Focus on Sound](#)

[WJEC Additional Listening Resources and Big Sheets](#)

[WJEC Revision Guide](#)
(Available from Amazon)

[Hwb Listening Resources](#)

[SJHS Music Revision](#)



TOPICS AND FOCUS AREAS

In addition to the Focus on Sound Listening Tasks set on Google Classroom, please focus on the following topics when completing revision:

- **Area of Study 1: Musical Forms and Devices**
 - Ensure you revise and are confident to use the elements of music when appraising music (DR SMITH and ET).
 - Revise the musical key features and facts of Set Work 1 studied in Year 11 after October Half Term - 'Anitra's Dance'.
 - Revise all musical forms and devices. Attempt more revision activities on Focus on Sound or Past Year 10 Tests of Google Classroom to support you with this.
- **Area of Study 2: Music for Ensemble**
 - Ensure you know all Texture types - monophonic, homophonic, polyphonic etc.
 - Be confident to distinguish differences between the Baroque, Classical and Romantic Orchestra.
 - Revise the main musical characteristics of Musical Theatre, Blues, Jazz and Welsh Music.
- **Area of Study 3: Film Music**
 - Revise how musical elements and devices can be used to create Film music,
 - Complete more Extended and Longer-Answer Questions on Focus on Sound, which will support you to complete SPAG questions.
- **Area of Study 4: Popular Music**
 - Revise the key features and facts of Set Work 2 studied in Year 11 after October Half Term - 'Everything Must Go',
 - Revise the main musical characteristics of Rock and Pop Music, and how these styles have changed over time.

Music continued



HINTS & TIPS

- **Performing**
 - Remember to ensure that you are ready for your final recordings of your solo performances with your music teacher in December 2022,
 - Remember to ensure that you are ready for your final recordings of your group performances with your music teacher in March 2023.
 - Practise your piece(s) regularly.
- **Composing**
 - Remember to ensure that you hand in your first composition to Mr Green in December 2022,
 - Remember to ensure that you hand in your second composition to Mr Green in March 2023,
 - Your composition must last a minimum of 2 minutes 30 seconds.
 - Please attend composition support workshops on Mondays after school to help you develop your compositions (from February 2023 onwards).

Physical Education

Physical Education

A

REVISION TECHNIQUES

- Timed questions (self check against modeled answers).
- Flash Cards for topics.
- Big Sheets for each topic.
- BBC Bitesize WJEC.
- GCSE SIMPLIFIED.

B

GCSE EXAM DATE

Mon 19th May

Afternoon
2 hours

C

UNITS OF WORK

- Health, training and exercise.
- Exercise physiology.
- Movement analysis.
- Psychology of sport and physical activity.
- Socio-cultural issues in sport and physical activity.

D

USEFUL WEBSITES

[WJEC PE Revision](#)

[SJHS PE Revision](#)

Physics

A

REVISION TECHNIQUES

- Do lots of practice papers and questions to run-through time management.
- Create a set of flashcards for each topic to use for testing and improving memory.
- Big sheets.
- Class notes (see class booklet and google classroom).

C

UNITS OF WORK

- Speed & Motion.
- Forces & Newton's laws.
- Work & Energy.
- Stars & Planets.
- Radioactivity & Half Life.

TRIPLE ONLY:

- Further Motion.
- The Universe.
- Nuclear Energy.

Physics

B

GCSE EXAM DATES

Thurs 22nd May

Morning

U2 DOUBLE - 1 hour and 15 minutes

U2 TRIPLE - 1 hour 45 minutes

Mon 16th June

Morning

U1 DOUBLE - 1 hour and 15 minutes

U1 TRIPLE - 1 hour 45 minutes

D

USEFUL WEBSITES

[WJEC Physics Past Papers](#)

[WJEC Physics Resources](#)

[BBC Bitesize](#)

Useful YouTube Channels:

- Free Science Lessons.
- Physics Online.
- Cognito GCSE.
- FuseSchool.
- Doodle Science.

Product Design

Product Design

A

REVISION TECHNIQUES

- Create flashcards to use for testing and improving memory. They should be two-sided with key words or questions on one side and the information key word or answer to the question on the other side.
- Do lots of practice papers and questions to run-through time management.
- Know the success criteria for each type of question - these are in your knowledge organisers.

B

GCSE EXAM DATE

Wed 18th June

UNIT 1 Morning
2 hours



Product Design continued

C

UNITS OF WORK


- Thermoforming and thermosetting polymers.
- Ferrous and non-ferrous metals.
- Natural and manufactured timber.
- Papers and boards.
- Ecological and social footprint of materials and components.
- How energy is generated and stored.
- New and emerging technology, ethics and environment.
- Modern and smart materials.
- Product design sources, origins, physical and working properties of materials, components and systems.
- Selection of materials or components influenced by a range of factors.
- Appropriate surface treatments.
- Specialist techniques to create a high-quality prototype.
- Alternative processes to manufacture products to different scales of production.
- Stock forms, types and sizes.


D

USEFUL WEBSITES


[WJEC Product Design Revision](#)

[SJHS Product Design Revision and Knowledge Organiser](#)





Religious Education



Religious Education



A

REVISION TECHNIQUES

- Do lots of practice papers and questions to run-through time management.
- Create a set of flashcards for each topic to use for testing and improving memory.
- Big sheets.
- Class notes (see class booklet and google classroom).

B

GCSE EXAM DATES

Wed 21st May

Afternoon

UNIT 1 2 hours

Wed 4th June

Afternoon

UNIT 3 2 hours


C

USEFUL WEBSITES

[WJEC RE Resources](#)

[SJHS RE Revision](#)

Religious Education continued




UNITS OF WORK

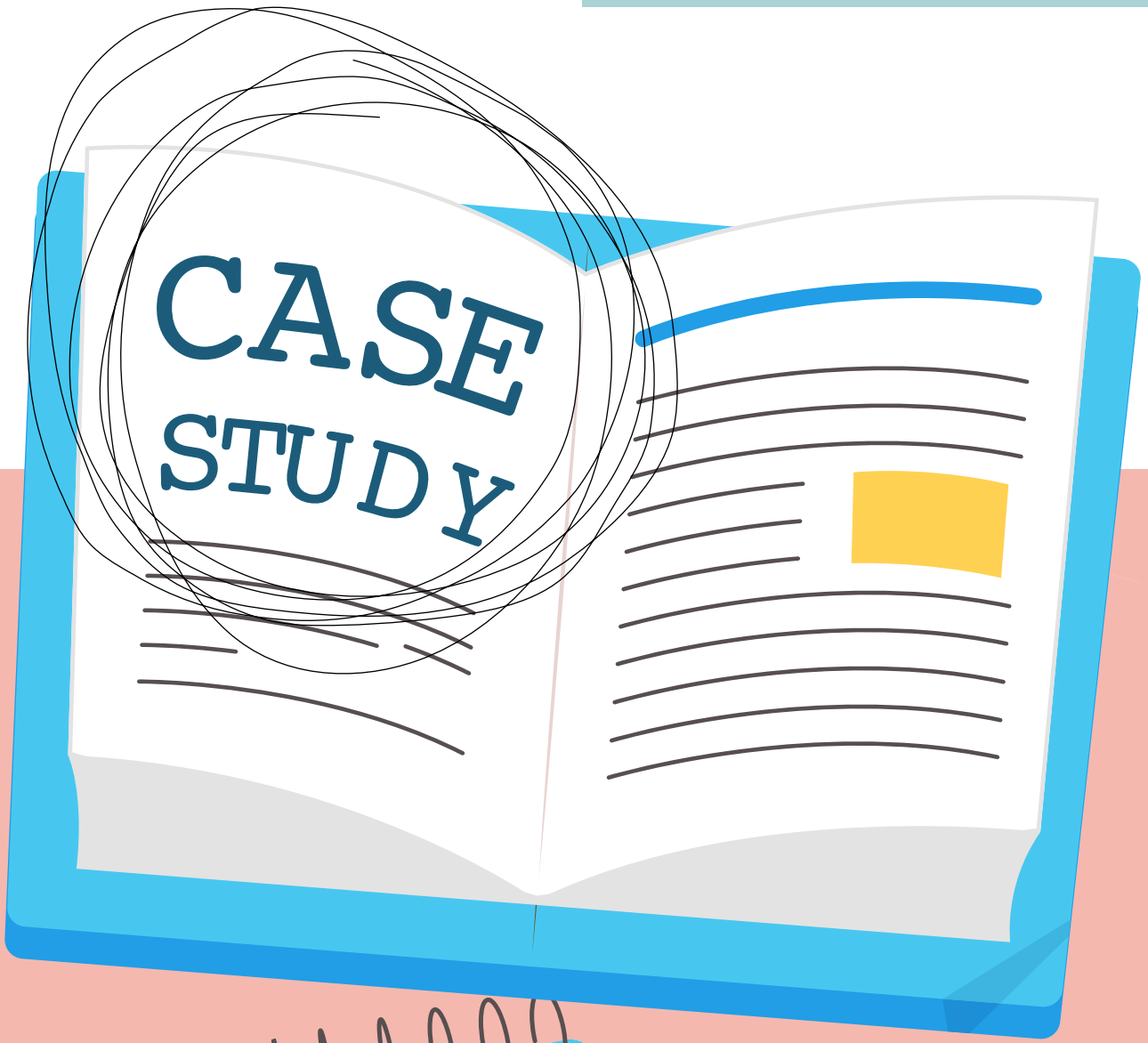
Unit 1: Catholic Christianity and Judaism

- God.
- Creation.
- Morality.
- Catholic Church.
- The Concept of God.
- Sacred place.
- Practices that demonstrate beliefs about God.
- Worship.
- Catholic and Jewish Perspectives.
- Value of Human life.
- Death and the afterlife.
- Punishment
- Forgiveness.
- Evil and Suffering.

Unit 3: Catholic Christianity

- The Bible.
- The Afterlife.
- Special Places.
- The Nature of the Church.
- The Veneration of Mary.
- Religious Life.
- Catholic forms of religious expression: meanings and significance.
- Relationships.
- Sexual Relationships.
- Human Rights.








Retail

Retail

REVISION TECHNIQUES

- **Big sheets** and class notes – see Google Classroom and book.
- **Past papers.** Past papers are the most effective way to revise for Unit 2 Retail. You can find these on our google classroom. We have included some mark schemes here so you can check your answers. WJEC have provided an **exam walk through** section on their website specific to the Retail Unit 2 2019 paper. <https://tinyurl.com/WJECRETWALK>
- Retail past papers for Unit 2. <https://tinyurl.com/WJECRETPASTPAPERS>
- **Mind Maps.** Mind maps allow you to organise information better visually, through the use of branches and sub-branches. Many topics in Retail are inter related and you would have studied them in the controlled assessment units.
- **Case studies.** All retail business questions are centered around a case study so you'll need practice with inference skills and learning how to problem solve.
- **Application skills** are essential in answering examination questions. Make sure you read the source, annotate this and use it in your answer. Remember TED – tell the point, evidence it, develop your answer.
- WJEC online exam review – type in a topic area you want to revise and it will generate examination questions for you. <https://tinyurl.com/WJECRETEXAMQUES>
- WJEC digital resources including interactive blended learning activities specific to Retail. They have produced a revision booklet for Unit 2. <https://tinyurl.com/WJECRETRVISION>
- Glossary of key terms for Business that you might also find useful to Retail. <https://tinyurl.com/WJECRETGLOSSARY>

Retail continued



B

GCSE EXAM DATE

Thurs 19th June

UNIT 2 Afternoon
1h 30minutes

C

UNITS OF WORK

- Describe forms of retail business.
- Assess forms of ownership for retail businesses.
- Suggest objectives of retail businesses.
- Explain how the UK business environment affect retail businesses.
- Explain the effect of location characteristics on retail businesses in different locations.
- Suggest methods used by retail businesses to achieve objectives.
- Analyse situations.
- Interpret data.
- Review options for solutions to issues.

D

USEFUL WEBSITES

[SJHS Retail Revision](#)

[Business Bitesize](#)

[Tutor2u](#)

[Business Case Studies](#)

[Financial Times case studies](#)

[BBC Business News](#)

[Mary Portas](#)

[Retail Week](#)

Science (Applied)

Science - Applied

A

REVISION TECHNIQUES

- Create flashcards to use for testing and improving memory. They should be two-sided with key words OR questions on one side and the information about the key word or answer on the other side.
- Do lots of practice papers and questions to run-through time management.
- Use the 'ebook' for lots of quick questions, and exam style questions.

C

USEFUL WEBSITES

[WJEC Revision](#)

B

GCSE EXAM DATES

Tues 13th May

Afternoon **Single U2 / Double U3**

Mon 9th June

Morning **Single U1 / Double U2**

Fri 13th June

Morning **Double U1**

D

UNITS OF WORK

- Materials for a purpose. The properties and uses of materials.
- Food for the future.
- Producing food. Types of agriculture, photosynthesis and plant growth, selective breeding of crops.
- Food processing and spoilage. Microbes, uses of microbes in making bread, beer, wine and yogurt, harmful microbes causing decay of food and disease.
- Scientific detection. Scientific processes used in forensics.
- Controlling processes.
- Controlling chemical reactions. Rates of reactions.
- Controlling nuclear reactions. Radioactivity and nuclear power stations.

Skills, Welsh Baccalaureate

Skills & Welsh Bacallaureate

A

CHALLENGES

- Individual Project = 50%.
- Global Citizenship Challenge = 25%.
- Enterprise and Employability Challenge = 25%.

B

HAND-IN DATES

Individual Project
(including all improvements)
Friday Feb 21st

C

ADDITIONAL SUPPORT AVAILABLE ON

- Tuesday and Wednesday in F24
- 15:20 – 16:30

D

GOOGLE CLASSROOM

Individual Project

64qhjpl

Global Citizenship Challenge

lwmpak6

Enterprise and Employability Challenge

7qlpetf



Sociology

A

REVISION TECHNIQUES

- Create flashcards to use for testing and improving memory. They should be two-sided with key words OR key people on one side and the information about the key person/definition of the key word on the other side.
- Do lots of practice papers and questions to run-through time management.
- Know the success criteria for each type of question - this is in your Sociology book.

Sociology

B

GCSE EXAM DATES

Fri 9th May

U1 Morning - 1 hour 45 minutes

Tues 20th May

U2 Afternoon - 1 hour 45 minutes

C

UNITS OF WORK

- Culture.
- Families.
- Education.
- Social stratification.
- Crime and deviance.
- Research methods.

D

USEFUL WEBSITES

[WJEC Sociology Resources](#)

[Seneca Learning](#)

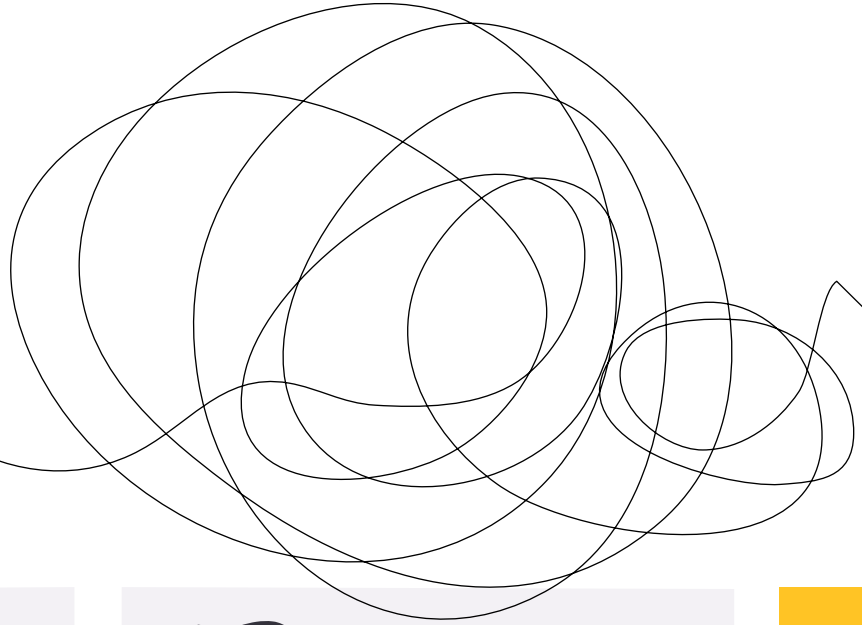
[GCSE Sociology Revision](#)

[SJHS Sociology Revision](#)

[Studysmarter](#)

Welsh

Welsh



A

REVISION TECHNIQUES

- Create flashcards to use for testing and improving memory. They should be two-sided with key words on one side and the information about the key word on the other side.
- Do lots of practice papers and questions to run-through time management.
- Know the success criteria for each type of question - this is in your revision book.
- Use Duolingo as there are great tips on there to practise sentence starters and help with pronunciation.
- Use the 8 step retrieval mats we have been using in class to help when structuring spoken and written work in Welsh.

B

GCSE EXAM DATES

25th-27th March

UNIT 2 Times to be confirmed when timetables are organised.

Wed 14th May

Morning


UNIT 3 1 hour 30 minutes

Mon 2nd June

Morning

UNIT 4 1 hour 30 minutes

Welsh continued



D

C

USEFUL WEBSITES

[WJEC Welsh Resources](#)

[SJHS Welsh Revision](#)

UNITS OF WORK

Unit 3 Narrative/specific/instructional

- Gwybodaeth 25%.
- Darllen 15%.
- Ysgrifennu 10%.

Unit 4 Descriptive/creative/imaginative

- Gwybodaeth 25%.
- Darllen 10%.
- Ysgrifennu 15%.





